

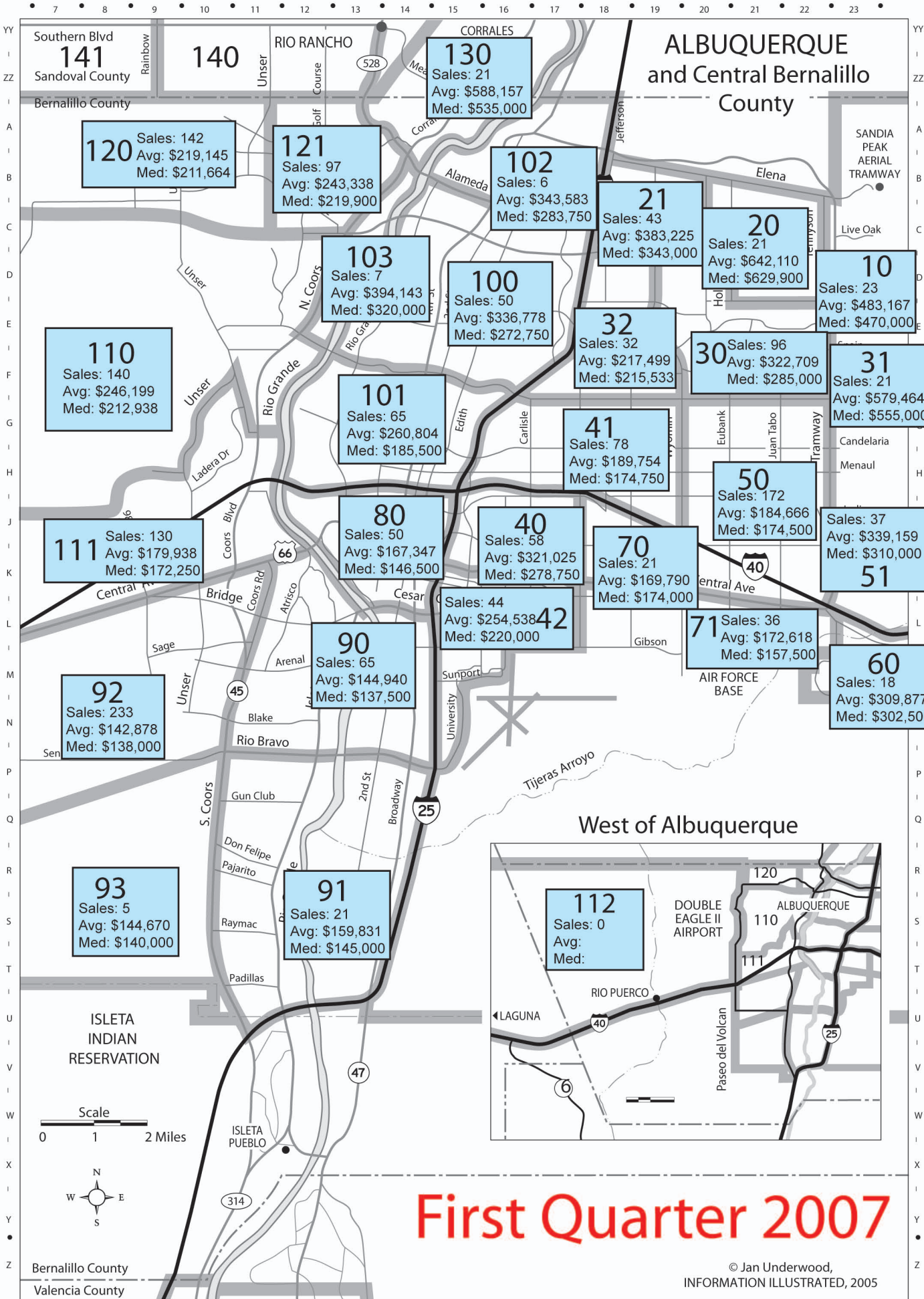
1st Half 2006 cf. 2007 RECAP for Greater Albuquerque Area

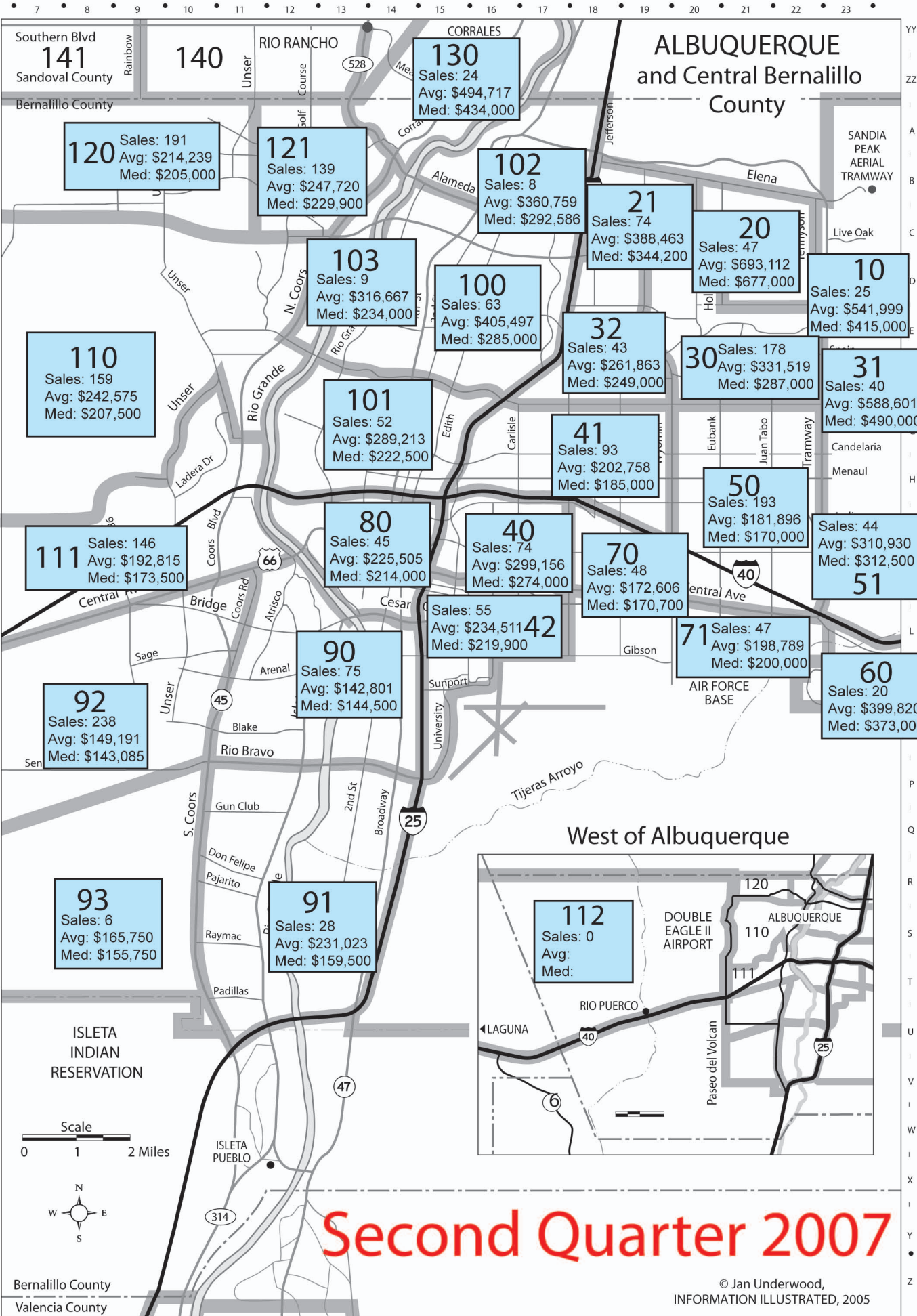
Class R1 (Existing Single-Family Detached) & Class R2 (Existing Condo/Townhome Attached)

Class R1	2006	2007	% of Change
Average Price:	\$223,378	\$242,432	8.53%
Median Price:	\$183,000	\$196,882	7.59%
Total Sold & Closed:	6,261	5,410	-13.59%
Total Dollar Volume:	\$1,398,569,658	\$1,311,557,120	-6.22%
New Listings:	11,492	14,315	24.56%

Class R2	2006	2007	% of Change
Average Price:	\$146,305	\$160,644	9.80%
Median Price:	\$132,480	\$149,450	12.81%
Total Sold & Closed:	716	582	-18.72%
Total Dollar Volume:	\$104,754,380	\$93,494,808	-10.75%
New Listings:	1,100	1,270	15.45%

The numbers above reflect the time period between January 1st and June 30th of 2006 and 2007.





RIO RANCHO and Southern Sandoval County

Legend

- BT-U25 Old Zone Atlas Grid
- 1 Rio Rancho Zone Atlas



First Quarter 2007

ZIA INDIAN RESERVATION

SANTA ANA INDIAN RESERVATION

SAN FELIPE PUEBLO
SAN FELIPE INDIAN RESERVATION

ALGODONES ANGOSTURA

JEMEZ DAM

550

SANTA ANA

SANTA ANA

180
Sales: 28
Avg: \$509,595
Med: \$465,000

162
Sales: 0
Avg:
Med:

161
Sales: 89
Avg: \$180,711
Med: \$157,150

160
Sales: 66
Avg: \$251,343
Med: \$232,500

170
Sales: 10
Avg: \$451,679
Med: \$447,500

152
Sales: 4
Avg: \$114,375
Med: \$113,250

151
Sales: 46
Avg: \$305,755
Med: \$250,500

150
Sales: 126
Avg: \$183,297
Med: \$163,000

130

170
Sales: 10
Avg: \$451,679
Med: \$447,500

SANDIA INDIAN RESERVATION

Sandia

141
Sales: 4
Avg: \$155,625
Med: \$156,500

140
Sales: 49
Avg: 245,832
Med: \$236,350

121

102

313

25

SANDIA PUEBLO

Sandoval County
Bernalillo County

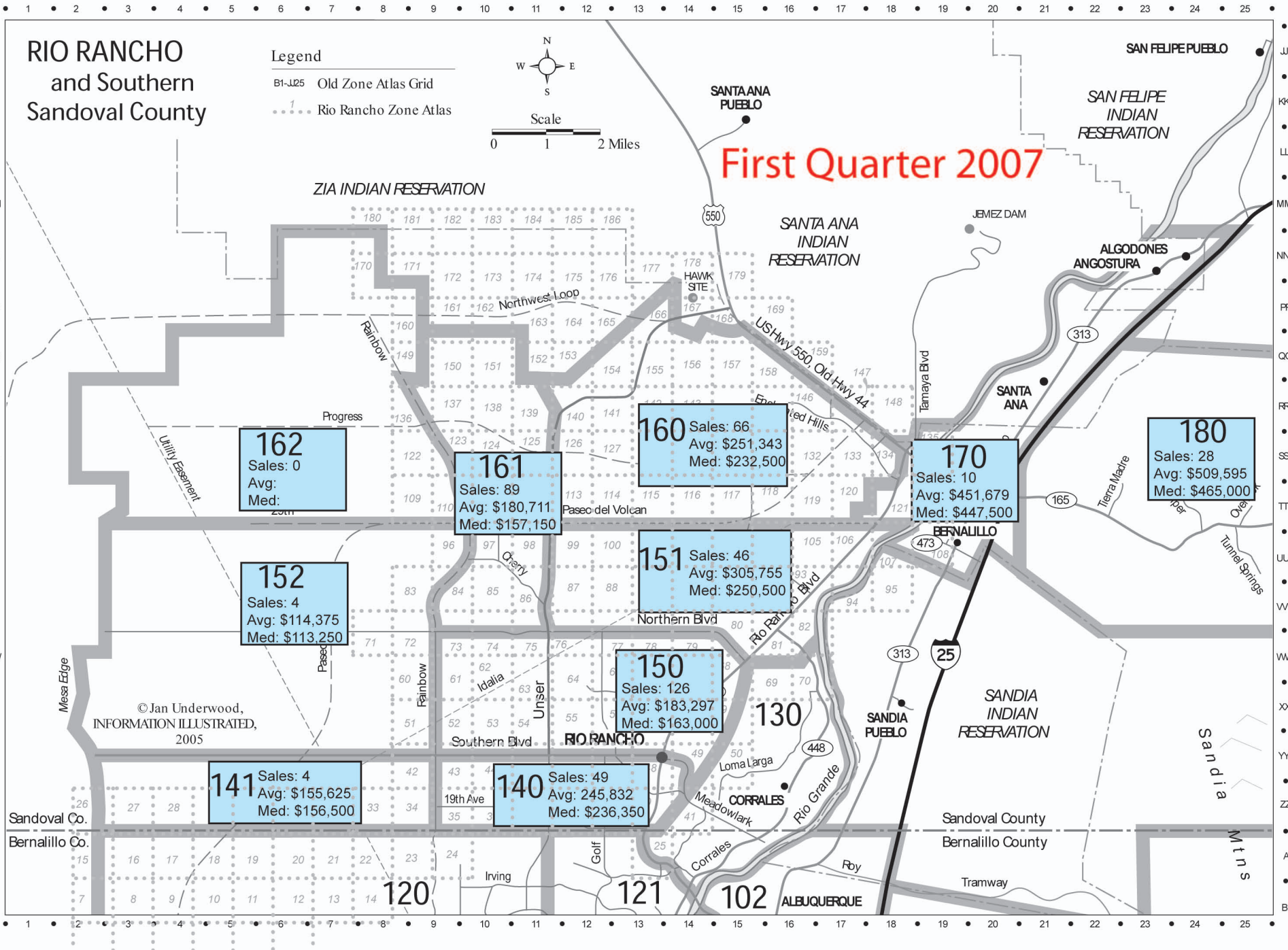
Tramway

ALBUQUERQUE

Mtns

Sandoval Co.
Bernalillo Co.

© Jan Underwood,
INFORMATION ILLUSTRATED,
2005



RIO RANCHO and Southern Sandoval County

Legend

- B1-J25 Old Zone Atlas Grid
- Rio Rancho Zone Atlas



Scale

0 1 2 Miles

Second Quarter 2007

ZIA INDIAN RESERVATION

SAN FELIPE PUEBLO

SAN FELIPE
INDIAN
RESERVATION

SANTA ANA
PUEBLO

JEMEZ DAM

SANTA ANA
INDIAN
RESERVATION

ALGODONES
ANGOSTURA

550

US Hwy 550, Old Hwy 44

313

Rainbow

Northwest Loop

HAWK
SITE

Tamaya Blvd

SANTA ANA

Progress

162

Sales: 1
Avg: \$150,000
Med: \$150,000

160

Sales: 70
Avg: \$245,384
Med: \$208,750

170

Sales: 17
Avg: \$229,460
Med: \$234,157

180

Sales: 20
Avg: \$519,071
Med: \$537,500

161

Sales: 100
Avg: \$178,785
Med: \$159,700

152

Sales: 13
Avg: \$128,392
Med: \$125,000

151

Sales: 58
Avg: \$262,806
Med: \$234,950

150

Sales: 166
Avg: \$177,153
Med: \$164,000

130

313

25

SANDIA
INDIAN
RESERVATION

SANDIA
PUEBLO

Sandia
Mtns

141

Sales: 1
Avg: \$169,000
Med: \$169,000

140

Sales: 56
Avg: 252,120
Med: \$242,000

150

Sales: 166
Avg: \$177,153
Med: \$164,000

130

SANDIA
PUEBLO

SANDIA
INDIAN
RESERVATION

Sandia
Mtns

141

Sales: 1
Avg: \$169,000
Med: \$169,000

140

Sales: 56
Avg: 252,120
Med: \$242,000

150

Sales: 166
Avg: \$177,153
Med: \$164,000

130

SANDIA
PUEBLO

SANDIA
INDIAN
RESERVATION

Sandia
Mtns

120

121

102

ALBUQUERQUE

Tramway

Sandia
Mtns

© Jan Underwood,
INFORMATION ILLUSTRATED,
2005

Sandoval Co.

Bernalillo Co.

Sandoval County

Bernalillo County

Tramway

Sandia
Mtns